

# SUMMIT

**20**  
**YEAR**  
**Extended**  
**Guarantee**

**PVC Roofline & Window Trims**

## The Complete Guide

**NEW**  
Handed and  
Universal  
**DRY VERGE**  
Systems

**Sales Material**  
**Important Information**  
**Installation Guides**  
**Range & Prices**

Prices Effective 7th August, 2017 - Issue 3

Fax Order Line: 01827 316169

**20**  
**YEAR**  
**Extended**  
**Guarantee**

**15**  
**YEAR**  
**White**  
**Guarantee**

**10**  
**YEAR**  
**Foils**  
**Guarantee**



FS 681825



B57619  
Licence No. KM 33730



**Fit Summit with Confidence**  
[www.summitpvc.co.uk](http://www.summitpvc.co.uk)

## Sales Pages

PVC Roofline _____	4-5
Cladding _____	6
Window Boards _____	7

## Range & Price Guide

### Roofline

Fascias - Replacement _____	8
Fascias - Overcapping _____	9
Dry Verge Systems _____	9
Roofline Joints & Corners _____	10
Soffits - Vented _____	11
Soffits - Plain _____	11
Roof Trims _____	12

### Cladding

Cladding Boards _____	13
Cladding Trims & Ventilation _____	13

### Window Profiles

Window Boards _____	14
End Caps _____	14
Reveal Liners _____	15
Window Trims _____	16
Skirtings & Architraves _____	17
Plaslyne Angles & Rigid Window Boards _____	17

### Foiled Profiles

Claddings _____	18-19
Fascias _____	18-19
Soffits & Roof Trims _____	20-21
Roof Trims _____	20-21
Window Boards & Trims _____	22-23
Plaslyne Angles and Kayboard _____	24-25
Plaslyne Cills & Ancillaries _____	26-27

## Important Information

(H&S, Fixings, Ventilation etc) _____	28 -29
---------------------------------------	--------

## Installation Guides

Roofline _____	30-32
Window Boards _____	33
Cladding _____	34-35

All prices are exclusive of VAT and in pound sterling.

# 20 year Extended Guarantee



**The Summit range of white cellular PVC fascias, soffits and claddings now has a leading 20 Year Extended Guarantee.**

The Summit 20 Year Extended Guarantee is available when Summit white cellular PVC roofline profiles are installed together with either a Swish or Kayflow white rainwater system.

In order to offer the new guarantee, installers must be registered at [www.summitpvc.co.uk](http://www.summitpvc.co.uk) where they can also register all their qualifying guarantees\*.

## **Summit Standard Guarantees**

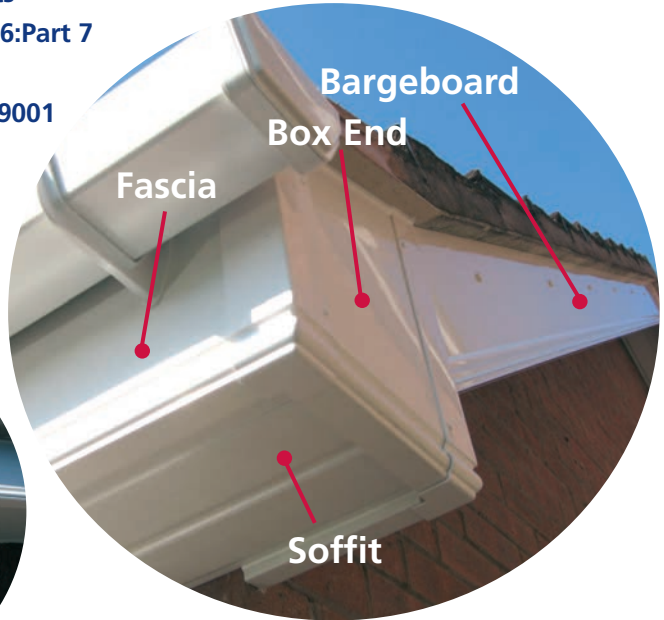
The Summit standard guarantee for white cellular PVC profiles has been extended to 15 years and the Guarantee for colour and foiled profiles remains at 10 Years.

\*For full terms and conditions please see the Summit Extended Guarantee at [www.summitpvc.co.uk](http://www.summitpvc.co.uk).

[www.summitpvc.co.uk](http://www.summitpvc.co.uk)


## Fit Summit with Confidence

- Will not discolour
- 20 Year Extended Guarantee available
- White and foiled products
- Class 1 fire rated to BS476:Part 7
- BSI Kitemarked
- Manufactured under ISO9001




## ...and take it easy

- No Painting
- No Rot
- Easy to clean
- Long Life Span
- Recyclable



# Roofline


## Replacement Fascias



**Sumo Board**



**S16 Square**



**S16 Ogee**



**S16 Bullnose**




**S16 Flat**

## Refurbishment Fascias



**Cover Board 9mm**



**Cover Board 7mm**




**Ogee Fascia 9mm**


## Soffits



**Vented Soffit**




**Flat Board**



**Hollow Soffit**


## Foiled Finishes




Mahogany



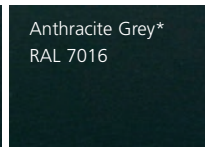
Light Oak




Rosewood



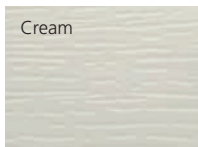
Black




Anthracite Grey\*  
RAL 7016



White



Cream



Irish Oak

For colour availability in specific board styles and sizes see pages 18-23  
\*Formerly Gale Grey

# PVC Cladding is an ideal replacement for timber



Dormers and Walls



Porches

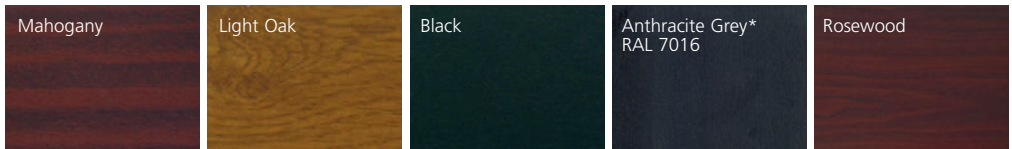


Shiplap



Open V


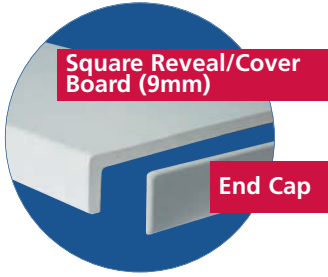
## Foiled Finishes



For colour availability in specific board styles and sizes see page 18

\* Formerly Gale Grey

## Window Boards, Skirtings & Architraves




### Foiled Finishes



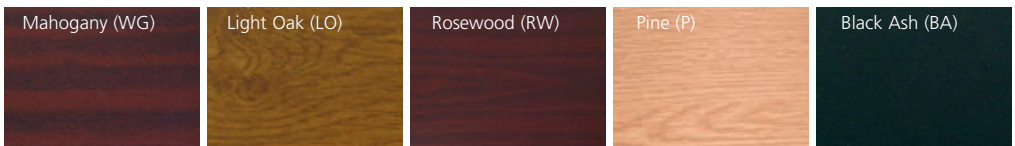
For colour availability in specific board styles and sizes see page 22.

\* Formerly Gale Grey

## Plaslyne Cills and Kayboard



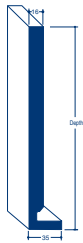
### Foiled Finishes



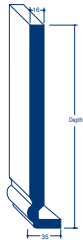
## Replacement Fascias



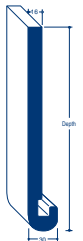
Size	Code No.	Colour Code	Pk Qty	Lgth £	Mtr £
<b>Sumo Board (20mm thick fascia)</b>					
150mm	PM150	W	2	79.35	15.87
175mm	PM175	W	2	85.13	17.03
200mm	PM200	W	2	98.11	19.62
225mm	PM225	W	2	116.58	23.32
250mm	PM250	W	1	123.74	24.75
355mm (D/E)	PM355	W	1	173.48	34.70
405mm (D/E)	PM405	W	1	204.29	40.86



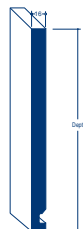
Size	Code No.	Colour Code	Pk Qty	Lgth £	Mtr £
<b>S16 Square Fascia (16mm thick)</b>					
150mm	PU150	W	2	71.18	14.24
175mm	PU175	W	2	76.50	15.30
200mm	PU200	W	2	88.50	17.70
225mm	PU225	W	2	104.94	20.99
250mm	PU250	W	2	111.21	22.24
300mm	PU300	W	1	138.45	27.69
355mm (D/E)	PU355	W	1	144.96	28.99
405mm (D/E)	PU405	W	1	161.87	32.37
455mm (D/E)	PU455	W	1	190.49	38.10



Size	Code No.	Colour Code	Pk Qty	Lgth £	Mtr £
<b>S16 Ogee Fascia (16mm thick)</b>					
150mm	PZ150	W	2	71.18	14.24
175mm	PZ175	W	2	76.50	15.30
200mm	PZ200	W	2	88.50	17.70
225mm	PZ225	W	2	104.94	20.99
250mm	PZ250	W	2	111.21	22.24
355mm (D/E)	PZ355	W	1	144.96	28.99
405mm (D/E)	PZ405	W	1	161.87	32.37



Size	Code No.	Colour Code	Pk Qty	Lgth £	Mtr £
<b>S16 Bullnose Fascia (16mm thick)</b>					
150mm	PJ150	W	2	71.18	14.24
175mm	PJ175	W	2	76.50	15.30
200mm	PJ200	W	2	88.50	17.70
225mm	PJ225	W	2	104.94	20.99
250mm	PJ250	W	2	111.21	22.24
355mm (D/E)	PJ355	W	1	144.96	28.99
405mm (D/E)	PJ405	W	1	161.87	32.37
455mm (D/E)	PJ455	W	1	190.49	38.10



Size	Code No.	Colour Code	Pk Qty	Lgth £	Mtr £
<b>S16 Flat Fascia (16mm thick)</b>					
150mm	PA150	W	2	71.18	14.24
175mm	PA175	W	2	76.50	15.30
200mm	PA200	W	2	88.50	17.70
225mm	PA225	W	2	104.94	20.99
250mm	PA250	W	2	111.21	22.24
405mm (D/E)	PA405	W	1	161.87	32.37


All extruded profiles supplied in 5m lengths as standard

W = Standard White



## Refurbishment Fascias

Size	Code No.	Colour Code	Pk Qty	Lgth £	Mtr £
<b>Cover Board (9mm thick) 35mm Leg</b>					
100mm	PR100	W	2	31.77	6.35
150mm	PR150	W/J	2	45.06	9.01
175mm	PR175	W/J	2	52.59	10.52
200mm	PR200	W/J	2	58.86	11.77
225mm	PR225	W/J	2	64.67	12.93
250mm	PR250	W/J	2	71.23	14.25
300mm	PR300	W/J	2	84.92	16.98
400mm	PR400	W	1	111.71	22.34
405mm (D/E)	PR405	W	1	117.32	23.46
605mm	PR605	W	1	167.85	33.57



<b>Ogee Fascia (9mm thick + ribs) 35mm Leg</b>					
150mm	PY150	W	2	45.92	9.18
175mm	PY175	W	2	53.63	10.73
200mm	PY200	W	2	60.03	12.01
225mm	PY225	W	2	65.92	13.18
250mm	PY250	W	2	72.70	14.54
405mm (D/E)	PY405	W	1	119.65	23.93

<b>Cover Board (7mm) 42mm Leg</b>					
150mm	PP150	W	4	35.11	7.02
175mm	PP175	W	4	40.92	8.18
200mm	PP200	W	4	45.80	9.16
225mm	PP225	W	4	50.25	10.05
250mm	PP250	W	4	55.61	11.12
354mm (D/E)	PP354	W	2	81.82	16.36
455mm (D/E)	PP455	W	2	100.51	20.10

D/E = Double-ended W = Standard White, J = Bright White

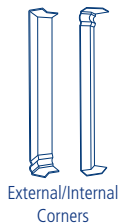
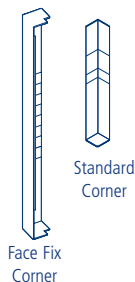
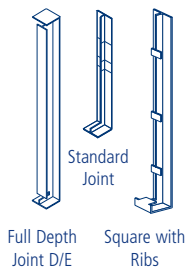
## Dry Verge Systems

NEW

Size	Code No.	Colour Code	Pk Qty	Price £
<b>Verge Master - Handed</b>				
Verge Unit Left	DVLH**50	GR/BR/BL	50	224.00
Verge Unit Right	DVRH**50	GR/BR/BL	50	224.00
Starter Unit Left	DVLHS**30	GR/BR/BL	30	86.40
Starter Unit Right	DVRHS**30	GR/BR/BL	30	86.40
Angled Ridge Cap	DVRCA**10	GR/BR/BL	10	54.40
Round Ridge Cap	DVRCR**10	GR/BR/BL	10	54.40
Batten End Clip	DVBEC50*		50	64.00
<b>Verge Wizard - Universal</b>				
Verge Unit	DVU**60	GR/BR	60	194.00
Starter Unit	DVUS**30	GR/BR	30	74.40
Angled Ridge Cap	DVRCA**10	GR/BR	10	54.40
Round Ridge Cap	DVRCR**10	GR/BR	10	54.40
Batten End Clip	DVBEC50*		50	64.00

\* The batten end clip is stainless steel and not coloured \*\* Please enter colour code here when ordering  
 More information can be found at [www.dryvergesystems.co.uk](http://www.dryvergesystems.co.uk) GR = Grey BR = Brown BL = Black

## Corners and Joints



Size	Code No.	Colour Code	Pk Qty	Pack £	Lgth (mm)
<b>Joints</b>					
Sumo (D/E)	C153	W	2	23.11	500
S16 Square (D/E)	C326	W	2	23.11	500
S16 Bullnose (D/E)	C328	W	2	23.11	500
S16 Ogee (D/E)	C329	W	2	23.11	500
S16 Flat (D/E)	C327	W	2	23.11	500
Cover Board (D/E)	C302	W	2	23.11	500
Square	C235	W/J	10	51.17	300
Ogee	C236	W	10	51.17	300
S16 Bullnose	C299	W	10	58.59	300
Square with Ribs	C231	W	10	59.20	300

<b>External Corners</b>					
Sumo (D/E)	C154	W	2	32.44	500
S16 Square (D/E)	C415	W	2	26.68	500
S16 Bullnose (D/E)	C418	W	2	26.68	500
S16 Ogee (D/E)	C417	W	2	26.68	500
Cover Board (D/E)	C294	W	2	32.44	500
Square	C232	W/J	10	68.94	300
Ogee	C233	W	10	68.94	300
S16 Bullnose	C301	W	10	75.41	300

<b>Internal Corners</b>					
Square	C298	W	2	32.44	500
Ogee	C300	W	2	32.44	500
Bullnose	C321	W	2	32.44	500

<b>135° Corners</b>					
Sq/Ogee Ext	C492	W	5	134.52	410
Sq/Ogee Int	C493	W	5	146.63	410

<b>7mm Corners &amp; Joints</b>					
Square Joint	PCT450	W	10	73.37	450
Square Corner	PCC450	W	10	92.27	450
(for use with 7mm boards ONLY)					

D/E = Double-ended

W = Standard White, J = Bright White

## Soffits and Roof Trims

Size	Code No.	Colour Code	Pk Qty	Lgth £	Mtr £
<b>Vented Soffit (9mm) - (A)</b>					
150mm	PV150	W	2	69.42	13.88
175mm	PV175	W	2	77.82	15.56
200mm	PV200	W	2	83.61	16.72
225mm	PV225	W	2	86.53	17.31
250mm	PV250	W	2	96.53	19.31
300mm	PV300	W	2	99.61	19.92
405mm	PV405	W	1	126.86	25.37
450mm	PV450	W	1	140.95	28.19
605mm	PV605	W	1	189.76	37.95
<b>Vented Soffit (9mm) - (B)</b>					
150mm	PX150	W	2	75.42	15.08
225mm	PX225	W	2	92.54	18.51
300mm	PX300	W	2	105.64	21.13
450mm	PX450	W	1	146.96	29.39
<b>Flat Boards (9mm)</b>					
100mm*	PF101	W	5	27.79	5.56
100mm	PF100	W	5	26.82	5.36
150mm	PF150	W/J	2	42.41	8.48
175mm	PF175	W/J	2	49.63	9.93
200mm	PF200	W/J	2	58.82	11.76
225mm	PF225	W/J	2	61.48	12.30
250mm	PF250	W/J	2	66.36	13.27
300mm	PF300	W/J	2	78.16	15.63
405mm*	PF405	W/J	1	122.36	24.47
450mm	PF450	W	1	135.68	27.14
500mm	PF500	W	1	151.23	30.25
605mm*	PF605	W	1	175.27	35.05



\* 2 finished edges

(A) Suitable for roof pitch >15°. Air gap equivalent to continuous 10mm

(B) Suitable for roof pitch <15°. Air gap equivalent to continuous 25mm



W = Standard White, J = Bright White

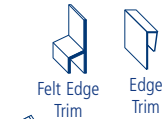
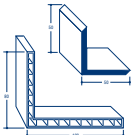
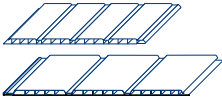
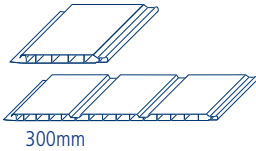
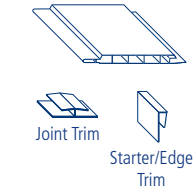
## Soffits and Roof Trims

Size	Code No.	Colour Code	Pk Qty	Lgth £	Mtr £
<b>Hollow Soffit</b>					
100mm	H100	W	10	13.22	2.64
250mm**	H250	W	4	39.85	7.97
300mm	H300	W	4	41.96	8.39
Starter/Edge Trim	HST	W	10	16.42	3.28
Joint Trim	HJT	W	10	31.13	6.23
100mm	J100	W	10	12.66	2.53
300mm	J300	W	5	35.81	7.16
300mm	J300	A/B	5	42.97	8.59
Starter/Edge Trim	JST	A/B	10	18.86	3.77
Joint Trim	JJT	A/B	10	35.81	7.16
250mm	RSB250	W	5	30.00	6.00
300mm	RCH300	W	5	37.00	7.40
<b>Roof Trims</b>					
25mm Angle **	PA020	W	20	8.24	1.65
50mm Angle	PA050	W	10	21.73	4.35
Hollow Angle (80 x 100mm)	PA080	W	5	33.57	6.71
Felt Roof Edge Trim	C038	W	10	21.34	4.27
Edge Trim	C039	W	10	16.42	3.28
Soffit Joint	C041	W	10	31.13	6.23
Gable Finial	C459	W	10	86.06	pk
<b>Over Fascia Protection &amp; Ventilation</b>					
Over Fascia Protector (2.5m lengths)	C502	Z	5	108.98	pk
Vented Eaves Protector (1m lengths) *	C406	Z	40	550.66	pk
Bird Comb * (1m lengths - attaches to C406)	C405	Z	30	48.11	pk

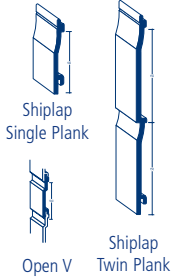
\* Suitable for roof pitch >15°.  
Air gap equivalent to continuous 10mm

\*\* Not illustrated

W = Standard White, A = Black, B = Brown, Z = Black



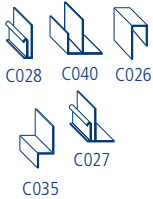
## Cladding



Size	Code No.	Colour Code	Pk Qty	Lgth £	Mtr £
100mm Shiplap	PS100	W	5	27.11	5.42
150mm Shiplap	PS150	W	5	36.41	7.28
150mm TWIN Shiplap	PS300	W	2	83.79	16.76
100mm Open V	PW101	W	5	27.11	5.42

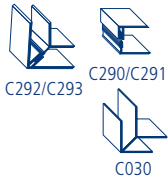
## Cladding Trims

### General Trims



Universal Channel	C026	W	10	21.32	4.26
Universal Channel and Batten Cover	C040	W	10	24.47	4.89
Wall Starter Trim	C028	W	10	26.25	5.25
Starter Trim and Batten Cover	C027	W	10	24.47	4.89
Drip Trim	C035	W	10	24.47	4.89

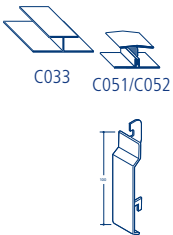
### Corners



Universal Trim (M)*	C290	W	10	21.31	4.26
Universal Trim (F)*	C291	W	10	21.31	4.26
Corner Trim (M)*	C292	W	5	22.68	4.54
Corner Trim (F)*	C293	W	5	34.23	6.85
Ext. Corner	C030	W	5	36.91	7.38

\* 2-Part Trims  
(M) = Male, (F) = Female

### Joints



Joint Trim (M)*	C051	W	5	20.00	4.00
Joint Trim (F)*	C052	W	5	28.90	5.78
Centre Joint	C033	W	5	36.48	7.30
100mm Shiplap Joint	C042	W	10	12.30	pk
150mm Shiplap Joint	C043	W	10	13.20	pk
100mm Open V Joint	C281	W	10	12.30	pk
300mm Shiplap Joint	C045	W	5	15.75	pk




\* 2-Part Trims  
(M) = Male, (F) = Female

### Ventilators



30 x 15mm Vent	C061	W	5	25.78	5.16
60 x 15mm Vent	C065	W	5	26.42	5.28

## Window Boards/Reveals

Size	Code No.	Colour Code	Pk Qty	Lgth £	Mtr £
<b>Bullnose Window Board (16mm)</b>					
150mm	PJ150	W	2	71.18	14.24
175mm	PJ175	W	2	76.50	15.30
200mm	PJ200	W	2	88.50	17.70
225mm	PJ225	W	2	104.94	20.99
250mm	PJ250	W	2	111.21	22.24
355mm (D/E)	PJ355	W	1	144.96	28.99
405mm (D/E)	PJ405	W	1	161.87	32.37
455mm (D/E)	PJ455	W	1	190.49	38.10
					
End Cap (300mm)	C209	W	20	40.01	pk
<b>Reveal/Cover Board (9mm) 35mm Leg</b>					
100mm	PR100	W	2	31.77	6.35
150mm	PR150	W/J	2	45.06	9.01
175mm	PR175	W/J	2	52.59	10.52
200mm	PR200	W/J	2	58.86	11.77
225mm	PR225	W/J	2	64.67	12.93
250mm	PR250	W/J	2	71.23	14.25
300mm	PR300	W/J	2	84.92	16.98
400mm	PR400	W	1	111.71	22.34
405mm (D/E)	PR405	W	1	117.32	23.46
605mm	PR605	W	1	167.85	33.57
					
End Cap (50mm)	C212	W	20	22.15	pk
End Cap (300mm)	C278	W/J	10	20.00	pk
<b>Bullnose Window Board (9mm)</b>					
150mm	PN150	W	2	42.53	8.51
175mm	PN175	W	2	49.57	9.91
200mm	PN200	W	2	55.49	11.10
225mm	PN225	W	2	61.06	12.21
250mm	PN250	W	2	70.73	14.15
300mm	PN300	W	2	82.30	16.46
405mm	PN405	W	1	111.21	22.24
					
End Cap (300mm)	C048	W	10	20.00	pk
End Cap (135mm)	C050	W	5	10.63	pk

D/E = Double-ended

W = Standard White, J = Bright White

## Window Boards/Reveals

Size	Code No.	Colour Code	Pk Qty	Lgth £	Mtr £
<b>Reveal/Cover Board (7mm) 42mm Leg</b>					
150mm	PP150	W	4	35.11	7.02
175mm	PP175	W	4	40.92	8.18
200mm	PP200	W	4	45.80	9.16
225mm	PP225	W	4	50.25	10.05
250mm	PP250	W	4	55.61	11.12
354mm (D/E)	PP354	W	2	81.82	16.36
455mm (D/E)	PP455	W	2	100.51	20.10



End Cap (100mm)	C138	W	10	22.60	pk
End Cap (300mm)	C199	W	10	21.92	pk

### Flat Boards (9mm)

100mm*	PF101	W	5	27.79	5.56
100mm	PF100	W	5	26.82	5.36
150mm	PF150	W/J	2	42.41	8.48
175mm	PF175	W/J	2	49.63	9.93
200mm	PF200	W/J	2	58.82	11.76
225mm	PF225	W/J	2	61.48	12.30
250mm	PF250	W/J	2	66.36	13.27
300mm	PF300	W/J	2	78.16	15.63
405mm*	PF405	W/J	1	122.36	24.47
450mm	PF450	W	1	135.68	27.14
500mm	PF500	W	1	151.23	30.25
605mm*	PF605	W	1	175.27	35.05

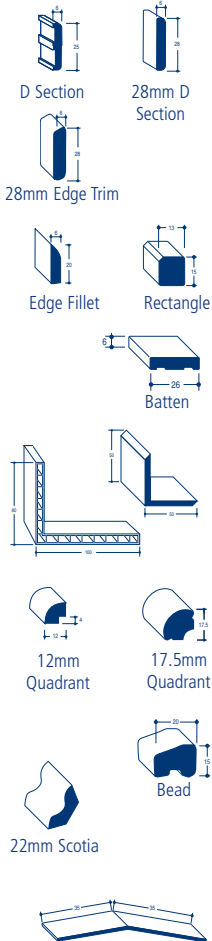
\* 2 finished edges



Window Board Channel	C037	W	20	11.98	2.40
----------------------	------	---	----	-------	------

W = Standard White, J = Bright White

## Window Trims



Size	Code No.	Colour Code	Pk Qty	Lgth £	Mtr £
<b>Window Trims</b>					
25mm D Section	PD025	W/J	25	6.56	1.31
28mm D Section*	PD028	W	25	7.05	1.41
28mm Edge Trim	PE028	W	25	8.00	1.60
50mm D Section	PE050	W	10	15.26	3.05
75mm D Section	PE075	W	10	17.69	3.54
* Flat-backed version					
20mm Edge Fillet	PE020	W/J	25	5.37	1.07
15 x 13mm Rect	PA015	W/J	25	8.75	1.75
25 x 20mm Rect	PA025	W/J	10	24.54	4.91
26 x 6mm Batten	PA026	W/J	25	6.77	1.35
25mm Angle	PA020	W	20	8.24	1.65
50mm Angle	PA050	W	10	21.73	4.35
80x100mm Angle	PA080	W	5	33.57	6.71
12mm Quadrant	PQ012	W/J	20	4.88	0.98
17mm Quadrant	PQ017	W/J	20	8.04	1.61
20 x 15mm Bead	PQ020	W	20	15.50	3.10
22mm Scotia	PQ025	W	20	8.04	1.61
45mm Flexi-Angle	PD045	W	10	8.43	1.69
75mm Flexi-Angle	PD075	W	10	12.90	2.58

W = Standard White, J = Bright White



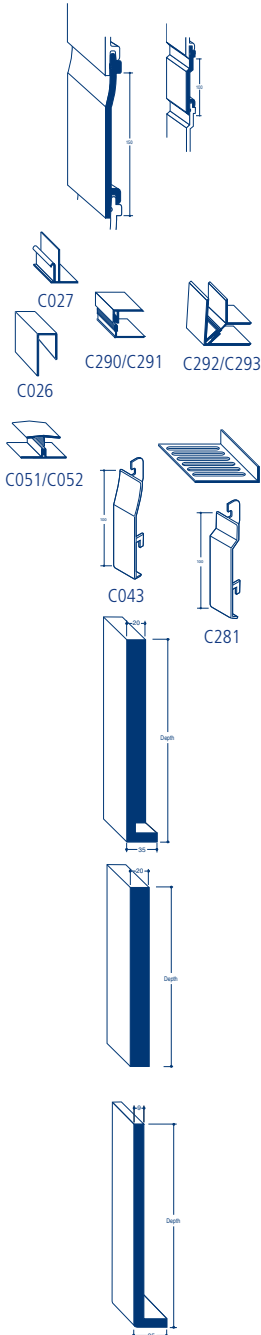
## Skirtings & Architraves

Size	Code No.	Colour Code	Pk Qty	Lgth £	Mtr £
<b>6mm Thick</b>					
45mm Architrave	PG045	W/J	10	13.11	2.62
70mm Skirting	PG070	W/J	10	15.56	3.11
95mm Skirting	PG095	W/J	5	22.23	4.45
Castellated					
45mm Architrave	PB045	W/J	10	13.11	2.62
70mm Skirting	PB070	W/J	10	15.56	3.11
95mm Skirting	PB095	W/J	5	22.23	4.45
<b>7.5mm Thick</b>					
35mm Architrave	PC035	W	10	11.08	2.22
50mm Architrave	PC050	W	10	15.26	3.05
75mm Skirting	PC075	W	10	17.69	3.54
100mm Skirting	PC100	W	5	23.87	4.77
125mm Skirting	PC125	W	5	27.19	5.44
<b>12mm Thick</b>					
45mm Architrave	PC045	W	10	15.85	3.17
70mm Skirting	PC070	W	10	20.50	4.10
95mm Ogee Skirt.	PC095	W	5	36.48	7.30
<b>Decorative Profiles</b>					
70mm	SD70	W	10	35.90	7.18
120mm	SP120	W	7	60.69	12.14

## Plaslyne Angles & Rigid Window Boards

	Code No.	Std Lgth	Pk Qty	Price £ (B)
<b>Angles</b>				
23 x 65mm Solid Angle	PSA23X65	5	10	7.00
25 x 25mm Solid Angle	PSA25X25	5	20	3.68
32 x 32mm Solid Angle	PSA32X32	5	10	5.60
40 x 40mm Solid Angle	PSA40X40	5	20	7.26
50 x 50mm Solid Angle	PSA50X50	5	10	8.84
60 x 60mm Solid Angle	PSA60X60	5	10	16.80
80 x 80mm Solid Angle	PSA80X80	5	5	18.00
100 x 100mm Solid Angle	PSA100X100	5	5	23.00
50mm Flexi Angle	PFL50	5	10	6.40
70mm Flexi Angle	PFL70	5	10	8.20
100mm Flexi Angle	PFL100	5	10	9.60
150mm Flexi Angle	PFL150	5	5	24.40
<b>Rigid Window Boards - Square (3mm thick)</b>				
175mm	PWB175	5	2	19.00
245mm	PWB245	5	2	23.80
100mm End Cap	PWBBCAP		50	13.86

W = Standard White, J = Bright White, B = Brilliant White



## Cladding System

	Code No:	Pk Qty
<b>Claddings and Trims</b>		
150mm Shiplap	C002	5
100mm Open V	C269	5
Universal Channel	C026	5
Universal Starter Trim*	C027	10
2-Part Universal Trim (M) (Use C291 White Female - P.13)	C290	5
2-Part Corner Trim (F) (Use C292 White Male - P. 13)	C293	5
2-Part Joint (M) (Use C052 White Female - P. 13)	C051	5
150mm Shiplap Joint	C043	10
100mm Open V Joint	C281	10
	<b>Code</b>	<b>Pk</b>
60 x 15mm Angle Ventilator*	C065	5
25mm Ventilator*	C238	5

\* **Not foiled** - use plain colour codes: A=Black

B=Brown

## Fascia and Bargeboards

### Square Fascia (16mm)

150mm	C345	2
175mm	C346	2
200mm	C347	2
225mm	C348	2
250mm	C349	2
405mm (D/E)	C351	1

### Tudor Board (20mm) - no soffit groove

150mm	C540	2
-------	------	---

### Reveal/Cover Board (9mm)

150mm	C107	2
175mm	C095	2
200mm	C217	2
225mm	C120	2
250mm	C098	2
300mm	C104	2
405mm (D/E)	C150	1

D/E = Double-ended

M = Mahogany C = Light Oak R = Rosewood, Q = Irish Oak, Z = Black,

X = Anthracite Grey, K = White, D = Cream

# d finishes)

								Price per length £	
(M)	(C)	(R)	(Q)	(Z)	(X)	(K)	(D)		
116.58	128.29	128.29	-	134.25	149.60	-	-		
97.15	106.86	106.86	-	111.87	-	-	-		
44.70	47.60	47.60	-	51.43	57.20	-	-		
28.25	-	-	-	28.25	-	-	-		
38.86	40.82	40.82	-	44.73	49.80	-	-		
77.72	81.59	81.59	-	89.39	99.50	-	-		
58.28	62.17	62.17	-	67.03	74.60	-	-		
								Price per pack £	
87.39	91.78	91.78	-	100.54	111.80	-	-		
84.42	88.68	88.68	-	97.05	-	-	-		
								Price per length £	
(B)					(A)				
30.40	-	-	-	30.40	-	-	-		
-	-	-	-	56.20	-	-	-		

165.16	174.85	182.64	189.93	182.64	202.75	202.75	202.75		
174.85	178.74	190.40	201.07	190.40	211.35	211.35	211.35		
184.59	190.40	200.12	212.28	200.12	222.10	-	222.10		
203.98	213.70	223.42	234.58	223.42	248.00	248.00	248.00		
223.42	233.16	242.86	256.93	242.86	269.60	-	-		
349.71	371.09	402.17	423.15	402.17	446.40	446.40	446.40		

178.91	187.81	205.73	-	205.73	-	-	-		
--------	--------	--------	---	--------	---	---	---	--	--

91.32	93.24	93.24	-	98.79	111.86	-	-		
97.39	100.35	100.35	111.99	104.82	117.60	117.60	117.60		
108.98	114.45	114.45	-	118.80	-	-	-		
121.41	125.32	125.32	139.64	132.79	148.00	148.00	148.00		
145.70	152.74	152.74	-	161.83	-	-	-		
174.85	183.30	183.30	-	194.18	213.32	-	-		
254.52	268.10	268.10	316.60	283.64	316.60	316.60	316.60		

# Roofline System (Foiled finishes)

## Soffit and Roof Trims

	Code No:	Pk Qty
<b>Vented Soffit (9mm)</b>		
150mm	C305	2
175mm	C306	2
225mm	C397	2
300mm	C308	2
405mm	C410	1



<b>Flat Soffit (9mm)</b>		
100mm	C239	5
150mm	C240	2
175mm	C241	2
200mm	C244	2
225mm	C245	2
300mm	C246	2
405mm	C248	1



Soffit Joint

Soffit Joint	C041	2
--------------	------	---

<b>Hollow Soffit</b>		
300mm Hollow Soffit	H300	5
Starter/Edge Trim	HST	10
Joint Trim	HJT	10

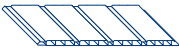


Starter/Edge Trim

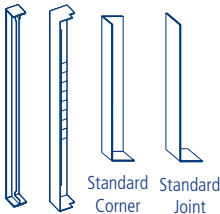


Joint Trim

250mm Hollow Soffit	RSB250	5
---------------------	--------	---



<b>Roof Trims</b>		
Square Joint (300mm)	C235	10
90° Square Cnr (300mm)	C232	10
Square Joint (500mm) D/E	C326	2
Square Ext. Cnr (500mm) D/E	C415	2
Square Int.l Cnr (500mm) D/E	C298	2



Square Joint Square Corner

Standard Corner

Standard Joint

Gable Finial	C459	5
--------------	------	---



Gable Finial

D/E = Double-ended

M = Mahogany C = Light Oak R = Rosewood,

Q = Irish Oak, Z = Black, X = Anthracite Grey, K = White, D = Cream

(M)	(C)	(R)	Price per length £					(K)	(D)
			(Q)	(Z)	(X)	(K)	(D)		
173.87	183.58	189.48	-	189.48	-	-	-	-	
183.58	188.46	200.12	-	200.12	-	-	-	-	
213.70	224.40	235.09	-	235.09	-	-	-	-	
281.70	294.32	306.96	-	306.96	340.73	-	-	-	
340.00	360.39	379.80	-	379.80	-	-	-	-	

49.40	51.87	54.33	-	54.33	-	-	-	-
72.03	74.21	77.72	82.84	77.72	86.30	86.30	86.30	-
83.18	87.43	91.32	95.65	91.32	101.40	101.40	-	-
91.13	94.72	100.03	104.81	100.03	123.20	-	123.20	-
110.30	113.64	120.45	126.84	120.45	133.75	133.75	-	-
174.85	183.58	194.28	209.82	194.28	215.65	-	215.65	-
213.70	224.40	245.75	256.44	245.75	272.80	-	272.80	-
55.57	58.97	64.02	66.73	64.02	71.10	71.10	71.10	-


160.48	165.18	175.65	184.43	175.65	204.80	-	-	-
44.70	47.60	51.33	53.90	51.33	57.20	-	-	-
55.57	58.97	64.02	67.22	64.02	71.10	-	-	-
-	153.20	-	-	-	-	-	-	-

**Price per pack £**

135.61	135.61	155.91	162.75	155.91	173.10	-	-	-
144.58	144.58	166.29	173.60	166.29	184.60	-	-	-
79.37	79.37	79.37	-	91.32	101.40	101.40	101.40	-
84.15	84.15	84.15	-	96.74	107.40	107.40	107.40	-
84.15	84.15	84.15	-	96.74	-	-	-	-
83.81	83.81	83.81	-	83.81	-	-	-	-

## Window Boards and Trims (Foiled finishes)

### Window Boards



#### Bullnose Window Board (9mm)

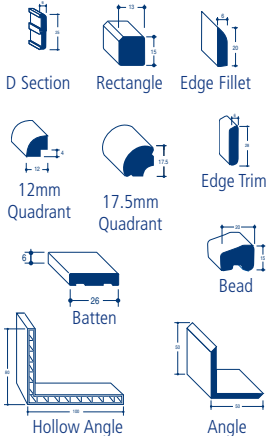
	Code No.	Pk Qty
175mm	C261	2
225mm	C263	2
B/Nose End Cap (300mm) Foiled	C047	10
B/Nose End Cap (135mm)	C050	5



#### Reveal/Cover Board (9mm) 35mm Leg

	Code No.	Pk Qty
150mm	C107	2
175mm	C095	2
200mm	C217	2
225mm	C120	2
250mm	C098	2
300mm	C104	2
405mm (Double-Ended)	C150	1
Reveal End Cap (50mm)	C212	20
Reveal End Cap (300mm)	C279	10

### Window Trims, Skirtings & Architraves



#### Window Trims

	Code No.	Pk Qty
25mm D Section	C205	25
20mm Edge Fillet	C016	25
28mm Edge Trim	C014	10
15 x 13mm Rectangle	C019	25
25 x 20mm Rectangle	C012	10
26 x 6mm Batten	C015	25
12mm Quadrant	C021	20
17.5mm Quadrant	C216	20
20 x 15mm Bead	C011	20
25 x 25mm Angle	C018	20
50 x 50mm Angle	C056	10
100 x 80mm Hollow Angle	C020	5

#### Skirtings & Architraves

45mm Architrave (6mm) Flat	C254	10
70mm Skirting (6mm) Flat	C258	10
95mm Skirting (6mm) Flat	C259	5
50mm Architrave (7.5mm)	C022	10
75mm Skirting (7.5mm)	C023	10
100mm Skirting (7.5mm)	C024	5

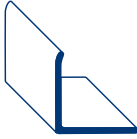
M = Mahogany C = Light Oak R = Rosewood, Q = Irish Oak, Z = Black, X = Anthracite Grey,  
L = Chartwell Green, K = White, D = Cream SX = Anthracite Grey Smooth

(M)	(C)	Price per length £			(D)	(Z)	(X)	(L)	(SX)
		(R)	(Q)	(K)					
97.39	100.35	100.35	-	-	-	-	-	-	-
121.41	125.32	125.32	139.64	-	-	-	-	-	-
Price per pack £									
77.96	77.96	77.96	93.55	-	-	-	-	-	-
12.30	12.30	-	-	-	-	-	-	-	-
(M)	(C)	Price per length £			(D)	(Z)	(X)	(L)	(SX)
		(R)	(Q)	(K)					
91.32	93.24	93.24	-	-	-	98.79	111.86	-	-
97.39	100.35	100.35	111.99	117.60	117.60	104.82	117.60	-	-
108.98	114.45	114.45	-	-	-	118.80	-	-	-
121.41	125.32	125.32	139.64	148.00	148.00	132.79	148.00	-	-
145.70	152.74	152.74	-	-	-	161.83	-	-	-
174.85	183.30	183.30	-	-	-	194.18	213.32	-	-
254.52	268.10	268.10	316.60	316.60	316.60	283.64	316.60	-	-
Price per pack £									
22.15	22.15	-	-	-	-	-	-	-	-
73.80	73.80	73.80	88.60	-	-	73.80	-	-	-

(M)	(C)	Price per length £			(D)	(Z)	(X)	(L)	(SX)
		(R)	(Q)	(K)					
17.78	17.78	18.65	20.43	23.76	23.76	20.43	23.76	23.76	23.76
16.42	16.42	17.28	18.88	22.13	-	18.88	23.76	22.13	23.76
-	23.00	24.15	-	-	-	-	-	-	-
18.66	-	-	-	-	-	-	-	-	26.20
49.76	49.76	52.24	57.29	63.58	-	57.29	63.58	-	-
20.77	20.77	21.84	-	-	-	-	-	-	-
16.42	16.42	17.21	-	22.13	-	18.88	-	-	-
17.78	17.78	18.65	20.43	23.76	23.76	20.43	23.76	23.76	23.76
-	31.10	32.65	-	-	-	-	-	-	-
35.58	35.58	37.31	-	-	-	42.90	-	-	-
60.32	60.32	63.16	-	-	-	69.37	-	-	-
-	100.54	105.18	-	-	-	121.41	-	-	-
23.11	23.11	24.29	26.56	29.30	29.30	26.56	29.30	29.30	29.30
30.26	30.26	31.87	34.81	39.06	39.06	34.81	39.06	39.06	39.06
40.92	40.92	42.97	47.05	52.51	52.51	47.05	52.51	52.51	52.51
25.33	-	-	-	-	-	-	-	-	-
32.03	-	-	-	-	-	-	-	-	-
42.25	-	-	-	-	-	-	-	-	-

## Plaslyne Angles and Keyboard

### Plaslyne Angles



	Code No.	Std Lgth
<b>Angles</b>		
25 x 25mm Solid Angle	PSA25X25	5
32 x 32mm Solid Angle	PSA32X32	5
50 x 50mm Solid Angle	PSA50X50	5

### Keyboard Laminated Window Boards



**Important Information:**

Keyboard internal window boards are Melamine laminate, bonded to a P3 moisture resistant chipboard core.

	Code No.	Std Lgth
<b>Bullnose (22mm thick)</b>		
150mm	KB150	5
180mm	KB180	5
200mm	KB200	5
225mm	KB225	5
250mm	KB250	5
300mm	KB300305	3.05
300mm	KB300	5
600mm	KB6003	3.05
900mm	KB900	3.05

### Accessories

End Cap (Plain)	KBEC
Internal Mitre Joint (Plain)	KBMS
External Mitre Joint (Plain)	KBEMS

Use WG for Rosewood & LO for Pine



Skirting and Architrave profiles are polyester laminate bonded to a moisture resistant MDF core.

	Code No.	Std Lgth
<b>Skirtings and Architraves</b>		
68mm Ogee	KA68	4.4
94mm Torus	KS94	4.4
144mm Torus	KS144	4.4

W = White WG = Mahogany LO = Light Oak

RW = Rosewood P = Pine B = Brilliant White

X = Anthracite Grey



Pk Qty	(W)	Price per length £			(BA)	(P)	(X)		
		(WG)	(LO)	(RW)					
20	-	-	16.10	16.10	16.10	-	19.32		
10	-	18.68	18.68	18.68	18.68	-	-		
10	-	-	46.96	46.96	46.96	-	54.00		

Pack Qty									
1	29.86	-	29.86	29.86	-	-	-		
1	34.56	-	34.56	34.56	-	34.56	-		
1	35.53	35.53	35.53	35.53	-	35.53	-		
1	40.10	40.10	40.10	40.10	-	40.10	-		
1	43.10	43.10	43.10	43.10	-	43.10	-		
1	35.58	-	35.58	35.58	-	35.58	-		
1	65.97	-	65.97	65.97	-	65.97	-		
1	56.08	-	56.08	56.08	-	56.08	-		
1	87.11	-	87.11	87.11	-	87.11	-		

**Price per pack £**

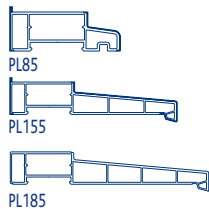
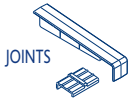
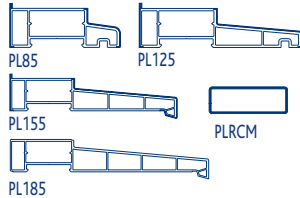
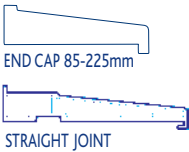
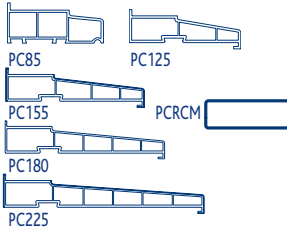
10 Pairs	11.23	11.23	11.23	-	-	-	-		
10 Pairs	17.68	17.68	17.68	-	-	-	-		
10 Pairs	27.00	-	-	-	-	-	-		

**Price per length £**

1	14.38	-	14.38	-	-	14.38	-		
1	15.38	-	15.38	-	-	15.38	-		
1	20.80	-	20.80	-	-	20.80	-		

# Cill Systems

## Plaslyne Cills and Ancillaries



### Standard Cills (60mm System)

	Code
85mm	PC85
125mm	PC125
155mm	PC155
180mm	PC180
225mm	PC225
Reinforcement	PCRCM

### Ancillaries for Standard Cills (60mm System)

End Cap 85mm Plain	PC85*CAP
End Cap 125mm Plain	PC125*CAP
End Cap 155mm Plain	PC155*CAP
End Cap 180mm Plain	PC180*CAP
End Cap 225mm Foiled	PC225*CAP
Straight Joint 155mm (1) Plain	PCJ155
Straight Joint 180mm (2) Plain	PCJ180
Angled Joint 135° (3) Plain	P155135
Angled Joint 90° (3) Plain	P15590

### Large Platform Cills (70mm System)

85mm	PL85
125mm	PL125
155mm	PL155
185mm	PL185
Reinforcement	PLRCM

### Ancillaries for Large Format Cills (70mm System)

End Cap 85mm Plain	PL85*CAP
Universal End Cap Plain	PL*CAP
Straight Joint Plain	PLCJ
Straight Joint 90° Plain	PLCJ90
Universal Joint 120° – 150° Plain	PLCJU

### Ancillary Profiles

Drip Bar	PDB
Drip Bar End Cap	PDBBCAP

### Large Platform Cills (70mm System) Extended Colour Range

Description	Code	Length
85mm	PL85	
155mm	PL155	
185mm	PL185	

- (1) Cut to fit 85 & 125
- (2) Cut to fit 85, 125 & 155
- (3) Suitable for all 155mm cills

Std Length	Pack Qty	(B)	(WG)	Price per Length £					
				(LO)	(RW)	(BR)	(BA)	(BL)	
5m	2	18.40*	-	35.50	35.50	-	-	-	
5m	2	30.00*	-	51.70	51.70	-	-	-	
5m	2	31.64*	-	57.00	57.00	-	57.00	-	
5m	2	36.20*	-	75.00	75.00	-	-	-	
5m	2	44.00	-	107.00	107.00	-	-	-	
		<b>(W)</b>							
5m	1	14.52	Recycled composite material fits inside cill.						
<b>Price per Pack £</b>									
	Box 100	13.86*	-	13.86*	-	-	-	-	
	Box 100	18.44*	18.44*	-	-	-	-	-	
	Box 100	17.20*	17.20*	17.20*	-	-	17.20*	-	
	Box 100	23.80*	-	23.80*	-	-	-	-	
	Box 50	34.66*	-	200.00	200.00	-	-	-	
		<b>(W)</b>							
	Pack 10	26.00*	-	26.00*	-	26.00*	-	-	
	Pack 10	26.00*	-	26.00*	-	26.00*	-	-	
	Pack 10	26.00*	-	26.00*	-	26.00*	-	-	
	Pack 10	26.00*	-	26.00*	-	26.00*	-	-	
<b>Price per Length £</b>									
5m	2	16.12*	35.15	35.15	35.15	-	-	-	
5m	2	20.46*	-	-	-	-	-	-	
5m	2	25.68*	50.00	50.00	50.00	-	-	-	
5m	2	31.60*	-	66.05	66.05	-	-	-	
		<b>(W)</b>							
5m	1	9.32	Recycled composite material fits inside cill.						
<b>Price per Pack £</b>									
	Box 100	27.60*	27.60*	27.60*	-	-	-	-	
	Box 50	25.24*	25.24*	25.24*	-	-	-	25.24*	
	Pack 10	32.80*	32.80*	32.80*	-	-	-	-	
	Pack 10	34.40*	34.40*	34.40*	-	-	-	-	
	Pack 10	34.40*	34.40*	34.40*	-	-	-	-	
5m	10	5.00*	-	-	-	-	-	-	
	Box 100	21.20pk*	-	-	-	-	-	-	
<b>Std Qty</b>	<b>Pack</b>		<b>(WGW)</b>	<b>(LOW)</b>	<b>(RWW)</b>		<b>(BAW)</b>		
5m	2	-	-	35.15	35.15	-	-	-	
5m	2	-	50.00	50.00	50.00	-	50.00	-	
5m	2	-	-	-	-	-	66.05	-	

B = Brilliant White W = White WG = Mahogany LO = Light Oak RW = Rosewood BA = Black Ash BR = Brown Colour BL = Black Colour  
 "W" added to the code denotes the foil colour on a white base

\* This product is coloured NOT foiled

## Access Systems

SAFETY FIRST!

Never attempt to access the work area with an unsupported ladder or without a stable deck. Always use a full scaffold platform or a purpose made cantilevered deck system with guard rails in place.

## Health and Safety

Full health and Safety information is available on request.

## Storage & Handling

Load and unload by hand and support both ends of a 5m length when handling. Stack no higher than 1m, in packing sleeve on a flat base. Avoid contact with solvents, paint, creosote, bitumen etc.

## Cutting/Shaping

Use conventional carpentry tools including fine toothed saws.

Power tools may be run at speeds appropriate for timber.

Nail and screw holes do not require pre-drilling.

## Fascia Boards

Summit Sumo, S16 boards and foiled boards are able to support the weight of the lower row of tiles without the need for a tilt fillet or kick plate.

## Fixings

A4 grade stainless steel plastic headed nails or capped screws.

	Fixing	Code	Size	Qty	Max Centres
<b>Roofline</b>					
Sumo/S16	Nail	C083	65mm	2	
	Screw	C072	50mm	2	
9mm Cover Boards	Nail	C082	50mm	2	White 600mm Foiled 400mm
		C071	40mm	2	
Flat Boards	Nail	C081	40mm	2	
	Screw	C071	40mm	2	
<b>Cladding</b>					
White*	Nail	C204	33mm	1	600mm to 2 storeys 400mm 3 - 5 storeys
Foiled*	Nail	C204	33mm	1	400mm

\* Ensure plank ends are always nailed

## Expansion Gaps

Always leave a minimum 4mm expansion gap at the end of each board, ie where two boards meet leave 8mm overall.

## Sealants

Use a low modulus silicone (BS 5889 Type A). Use a primer when bonding to GRP, stainless steel, aluminium or untreated wood. Do not use with polycarbonate sheet.

## Asbestos

By law all asbestos materials must be removed by trained operatives under strictly controlled conditions. If you suspect that asbestos is present you should consult your Local Authority.

## Ventilation

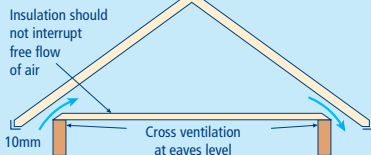
**IMPORTANT** - Roof voids must be ventilated in order to stop warm air condensing on cold surfaces. Condensation encourages rot and mould growth.

Foiled cladding installations can suffer from expansion and contraction due to heat absorption, therefore it is important to provide a free air path between vertical battens. Continuity of this ventilation path can be achieved by venting into the eaves or by leaving a 10mm air gap between the cladding and soffit.

## Current Ventilation Requirements

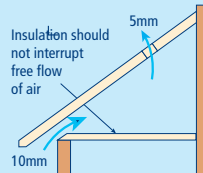
### Duo-Pitched Roof

(greater than 15 pitch but less than 70)



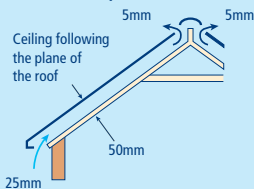
### Mono-Pitched Roof

(greater than 15 pitch but less than 70)



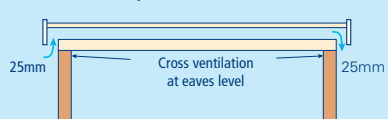
### Duo-Pitched Roof

(greater than 15 pitch)



### Flat Roof

(less than 15 pitch)



## Sequence of Work

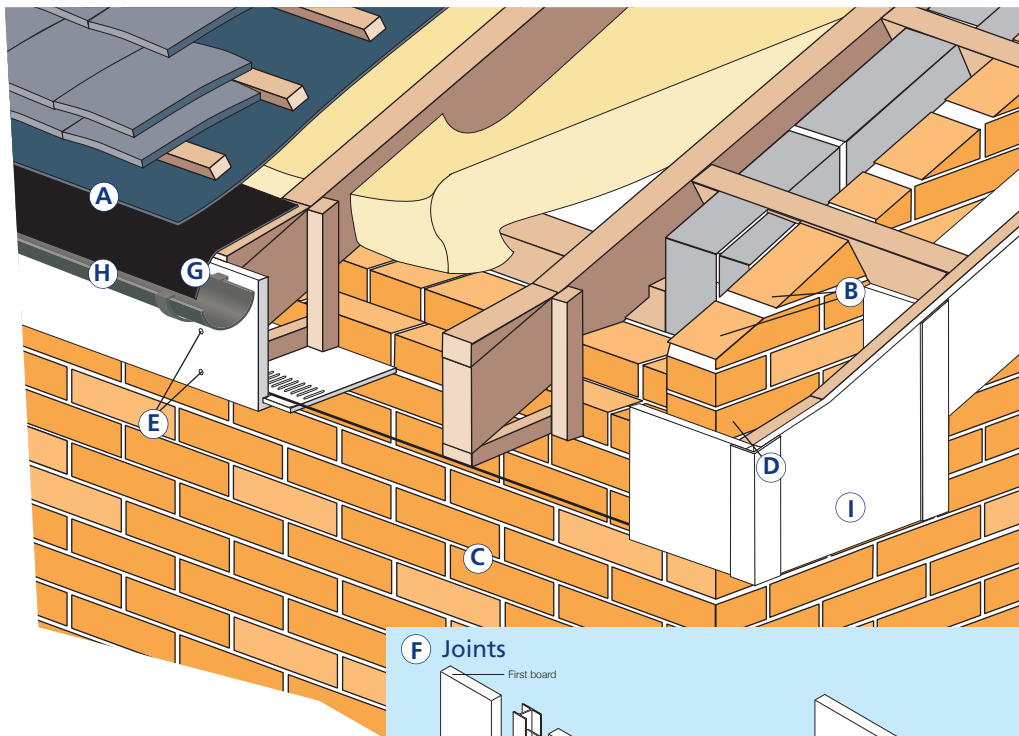
### Preparation Checklist

- Use proper access equipment (p28).
- Inspect for asbestos (p29).
- Push back the lower rows of tiles.
- Remove enough gutter, fascia, and soffit for one day's work only.
- Inspect rafters/laths and replace rotted timbers.
- Set up fixing points at maximum centres: white 600mm, foiled 400mm.
- Make sure ventilation is sufficient (p29).

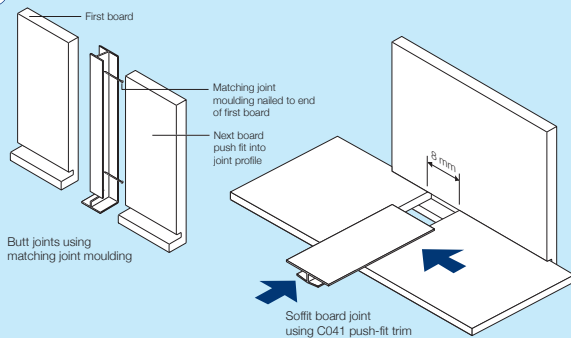
- A. Cut back rotted felt to a clean edge.
- B. Fit suitable timber hangers (preservative treated) to support soffit boards. Screw hangers to rafter sides checking for level. Deep soffits must be nailed up every 200mm max across their depth. Set up support at hipped corners.
- C. Set up string lines to check vertical/horizontal faces of rafter feet and hangers for straight and level.
- D. Nail soffit board to hanger. Inner edge of soffit abuts to wall or sits on bricks. Outer edge of soffit should over hang by 10mm to fit groove in back of fascia board.
- E. Nail fascia board to rafter feet (check fixings p28) with sufficient height to create tile kick.
- F. Make soffit and fascia joints **between** rafters.
- G. Fit a dpc material under the existing felt.  
New material must dress into the gutter.
- H. Fit gutter brackets directly to replacement fascias of 16mm and above, in accordance with manufacturer's recommendations. Ensure correct fall in the gutter towards the down pipe.
- I. Box end construction. See p32.

### Notes for Over – Capping

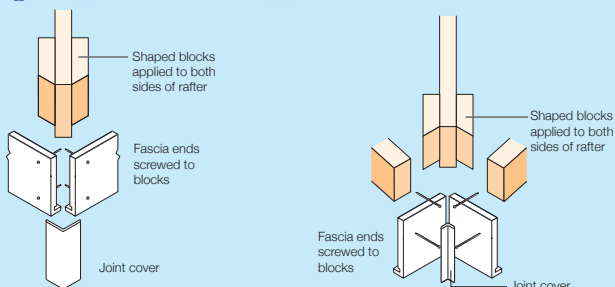
1. Check the expansion gaps and fixing centres detailed on page 28/29.
2. All over-capped timber **must** be sound.
3. The existing timber fascia must support the weight of tiles and the guttering.



### F Joints



### B Support blocks at hipped corners

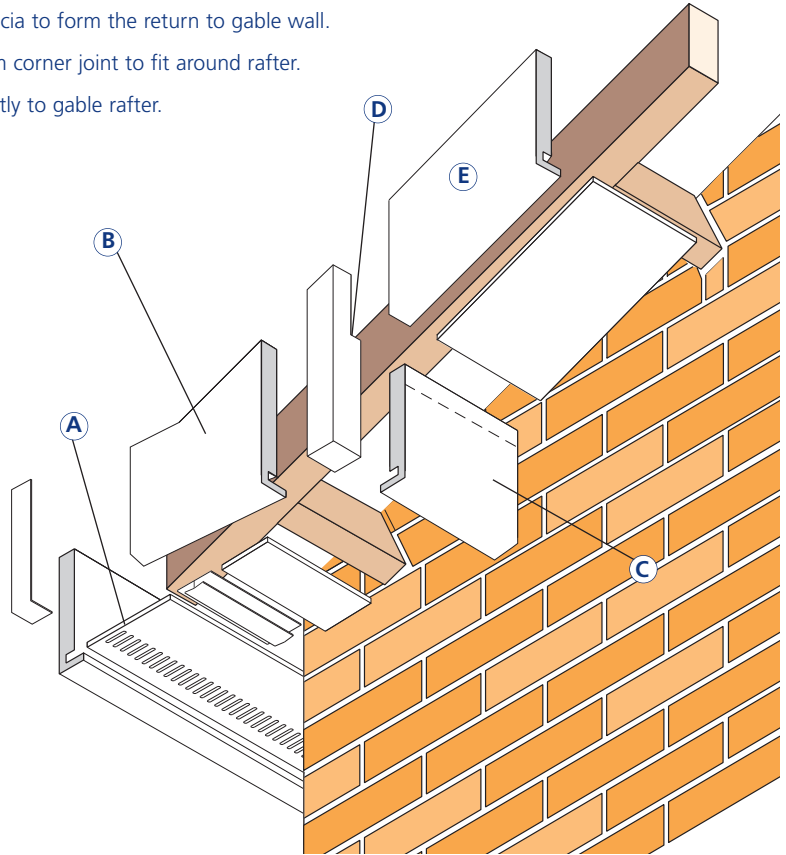


## Box End Construction

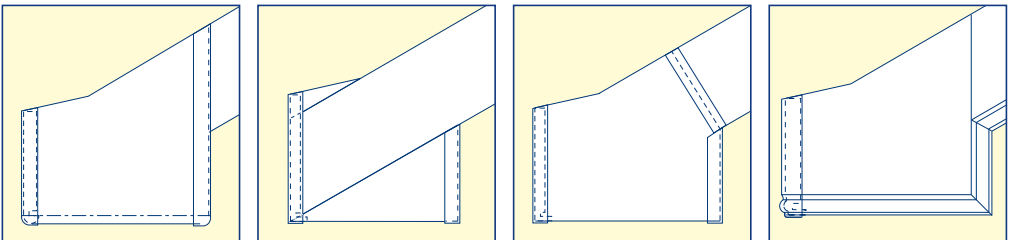
- A. Finish fascia level with the face of the rafter gable. Soffit should over hang by 10mm and may be cut square or mitred.

**Note:** Timber hangers should be installed as required to locate box end structure.

- B. Measure and cut box end from a deep board. Front edge should tilt up to match height of fascia board.
- C. Measure and cut fascia to form the return to gable wall.
- D. Remove section from corner joint to fit around rafter.
- E. Fix bargeboard directly to gable rafter.



## Box End Construction Options



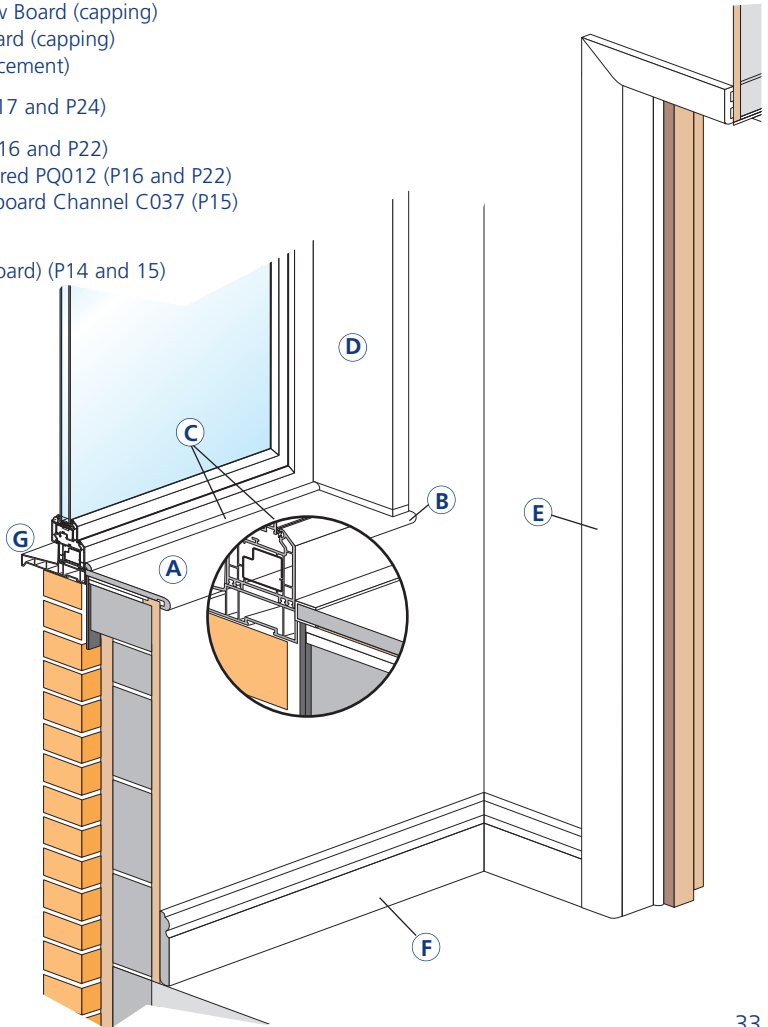


## Window Boards & Trims

### General

- Fix to dry, sound timber or masonry with a general purpose adhesive, where necessary, using stainless steel plastic headed screws or nails.
- Do not fix to damp surfaces. If there is any risk of damp after fixing, use a low modulus silicone.
- Rotten or damaged timber should be replaced before over capping. On irregular surfaces use packing pieces where needed.

- A. Window board; choice of:  
16mm Bullnose (replacement unit)  
9mm Bullnose Window Board (capping)  
9mm Reveal/Cover Board (capping)  
Keyboard Board (replacement)
- B. End cap, cut to suit (P17 and P24)
- C. Choice of Trims (See P16 and P22)  
12mm Quadrant featured PQ012 (P16 and P22)  
alternatively Window board Channel C037 (P15)
- D. 9mm Reveal Liner  
(Flat Board or Cover Board) (P14 and 15)
- E. Architrave Trims  
(See P17 and P22)
- F. Skirting Profiles  
(See P17 and P22)
- G. External Cill  
(See P26)



## Cladding Installation Sequence of Work

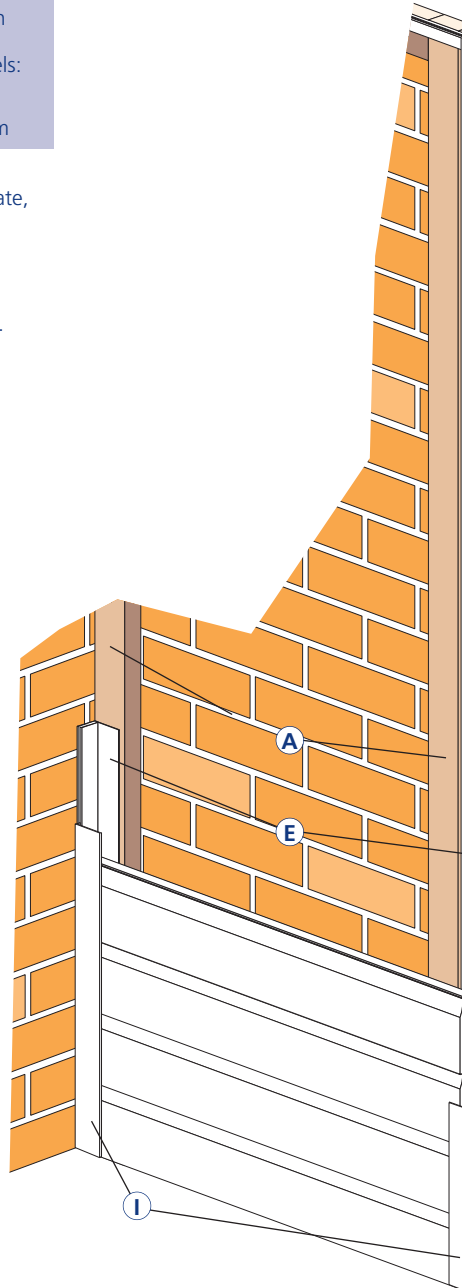
- A. Frame battens
- B. Battens around openings.
- C. Intermediate vertical battens.
- D. Starter trims (or bottom angle ventilation strip, as appropriate, see inset illustrations).
- E. Vertical perimeter trims, corner trims (where two-part trims are used, fix only the inner part).
- F. Top perimeter trims (These engage inside the vertical trims).
- G. Packings to battens as required for any cut planks.
- H. Plank profiles and joint covers or centre joint trims as appropriate (see p 13).
- I. Outer components of two-part trims.

Recommended min. batten depth to create ventilation path behind cladding panels:  
 White cladding = 25mm  
 Coloured cladding = 50mm

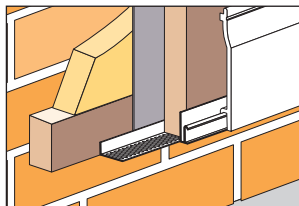
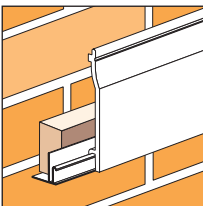
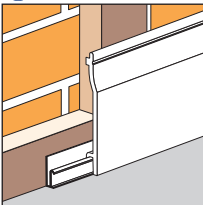
### Notes:

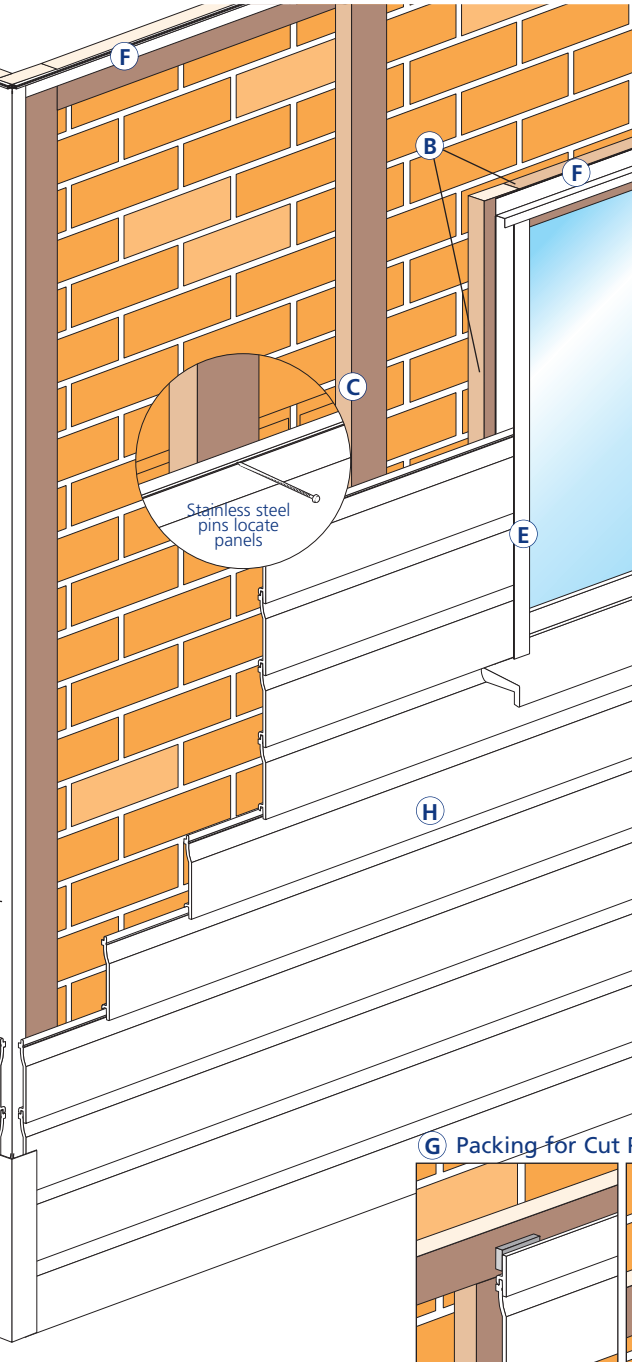
For maximum fixing centres see p 28.

Use ventilator C065 to create continuous air gap behind the cladding.




### D Starter Trims

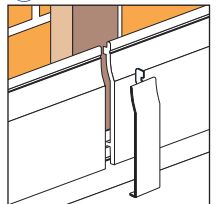




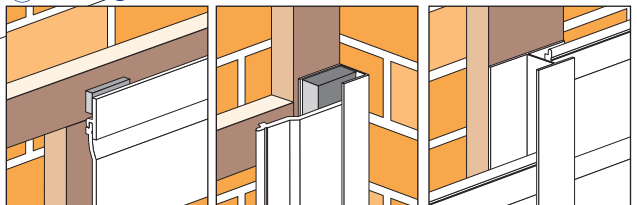
**E** Trim Options



**H** Joint Options



**G** Packing for Cut Planks



This installation guide is intended to provide  
a basic outline of the methods employed in installing Summit PVC Roofline and  
Cladding Products.

For further technical guidance  
please contact us on 01827 317200.

For further details contact:



Pioneer House  
Lichfield Road Ind. Estate,  
Tamworth, B79 7TF

Tel: (01827) 317200 Fax: (01827) 317201

[www.summitpvc.co.uk](http://www.summitpvc.co.uk)